


LED CORN LIGHT PRODUCT SPECIFICATION

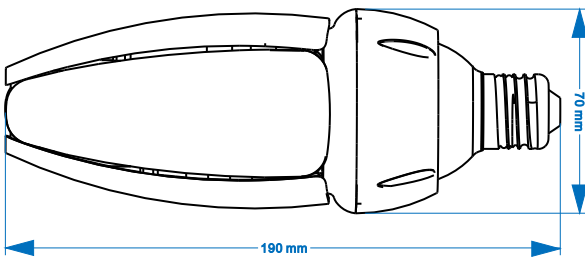


LSLH-C20-H

20W

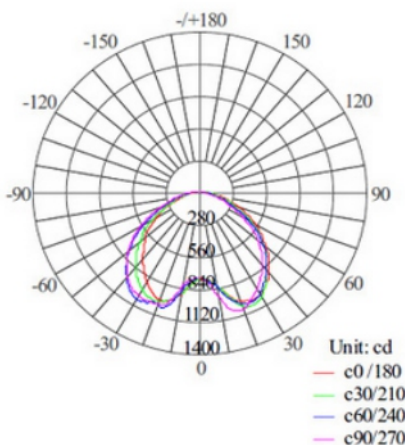


Dimensions



Luminous Emittance

Distribution Curve of Meridian



Product Specifications

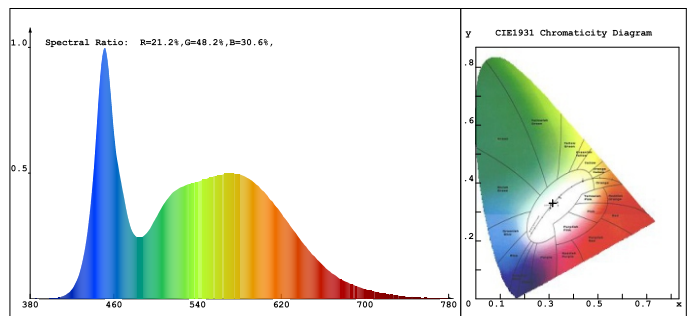
Product Name	LED Corn Light	
Light Type	Corn Light	
Part No	TK-ACL-20W	
Dimension	Φ70*190 MM	
Materials		
LED Brand	Epistar	
LED Type	SMD 2835	
LED QTY	144 PCS	
Housing	PC+AL	
Housing Color	White+Gun-Color	
Cover	Clean	Frosted
Technical Characteristic		
Color Temperature	2700-6500K	
CRI	>80	
Lumen	>2200 LM	
Lumen Efficacy	110-120 lm/W	
Viewing Angle	360 degree	
Input Voltage	AC100-277V 50/60Hz	
PFC	>90	
Waterproof Rating	Ip65	
Base Options	E27	E26
Lifespan (Hrs)	> 50,000Hours	

Dimensions

HPLED Fast Spectrophotometer Test Report

LED Test Report

Product Mark
 Product Type :20W-6000K
 Temperature :25°C
 Operator :
 Remark :
 Manufacturer :
 Humidity :65%
 Test Date :2017-06-14 08:57:13



Chroma Parameters

Chro. Coord.: x=0.3154 y=0.3302 u=0.1992 v=0.3129 duv=0.0025
 CCT: 6354K Dominant Wave.:489.5nm Purity:6.3%
 Flux RGB Ratio:R=13.4%,G=82.7%,B=3.9% Peak Wave:451.5nm Half Width:24.9nm

Rendering Index: Ra= 81.8

R1 =80 R2 =87 R3 =91 R4 =81 R5 =80 R6 =81 R7 =87 R8 =67
 R9 =0 R10=69 R11=80 R12=58 R13=82 R14=95 R15=75

Photo Parameters

Flux:2611.181m Effi.:118.51m/W Radiant:6850.6mW Iv:0.0mcd

Ele. Parameters

Voltage:U=108.700V Current:I=0.2040A
 Power:P=22.04W Power Factor:PF=0.994

Lamp Parameters








Voltage:U=6.036V Current:I=0.0000A Power:P=0.00W
 Power Factor:PF=1.000 Efficacy:0.0lm/W

Instrument state

Instrument:Hopoo HP8000A Integral Time: 13.875ms VPeak: 14789
 VDark: 1206 Product ID: 201311463

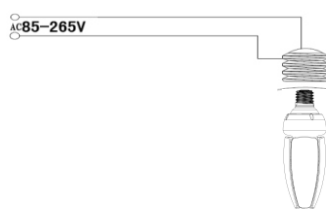
Constitute



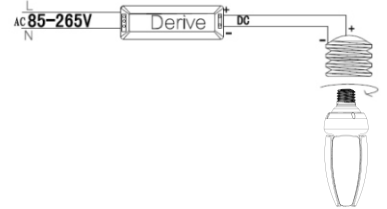
- 
High Brightness
- 
Longlife
- 
Security
- 
Energy Saving
- 
Protect Your Eyes
- 
Low-carbon Green
- 
No Flicker Free
- 
No Radiation

Attention

- 1: Please cut off the power before installation, be safe.
- 2: Please read specification carefully, make sure the correct operation environment.
- 3: Please confirm the correct driver and connect it after the power switch off, avoiding the electric shock.
- 4: Please estimate the quantity of lamps, and calculate the total power according to each lamp, and then make the power distribution program.



Internal Driver Installation Instruction



External Driver Installation Instruction

Product Packing Specification

Watt	Box Size	Net Weight/light	Gross Weight Per CTN	CTN Size	Qty per box
10W	225*95*95mm	0.35 kg	9.6 kg	460*300*430mm	24 PCS
20W	225*95*95mm	0.35 kg	9.6 kg	460*300*430mm	
30W	305*120*120mm	0.9 kg	19.5 kg	620*380*390mm	18 PCS
40W	305*120*120mm	0.9 kg	19.5 kg	620*380*390mm	
50W	305*120*120mm	0.9 kg	19.5 kg	620*380*390mm	

