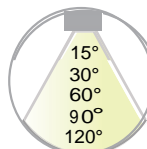




深圳市四量科技有限公司
ShenZhen LSLH Technology Co.,Ltd

LED Linear High Bay



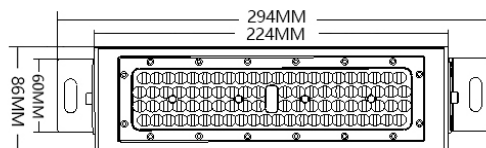
Web: www.lslh-tech.com .com



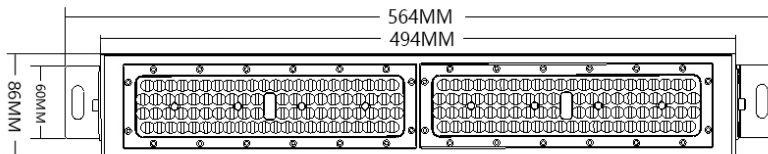
Product Features

1. CE & FCC listed; With LM79 & LM80;
2. Power: 50W & 100W & 150W & 200W & 250W;
3. Length and power can be produced as required;
4. High luminous efficacy 130lm/W; Beam angle: 15°/30°/60°/90°/120°;
5. High quality isolated driver; Flicker free;
6. PF > 0.90, driver efficiency > 87%; THD < 20%;
7. Installation: pendant, chain mounting;
8. Suitable for dry/damp location;
9. Designed for warehouses, gymnasiums, and industrial spaces;
10. CCT: 3000K & 4000K & 6000K ;
11. Five years warranty.

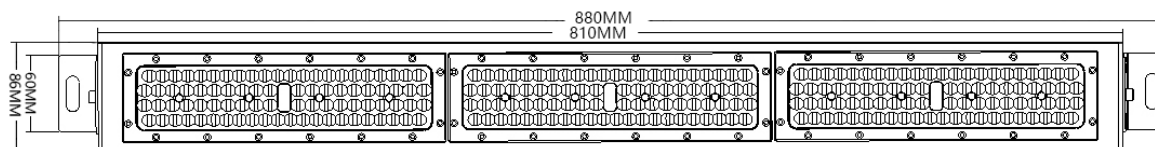
Product Dimension



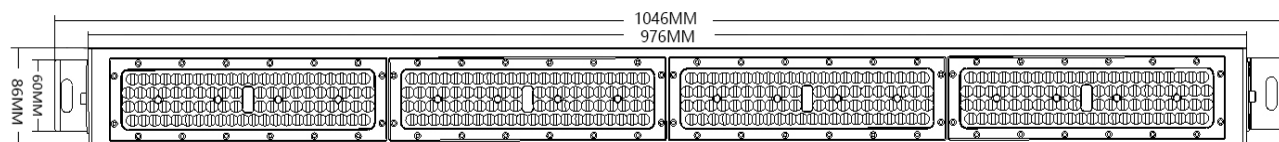
Group 1



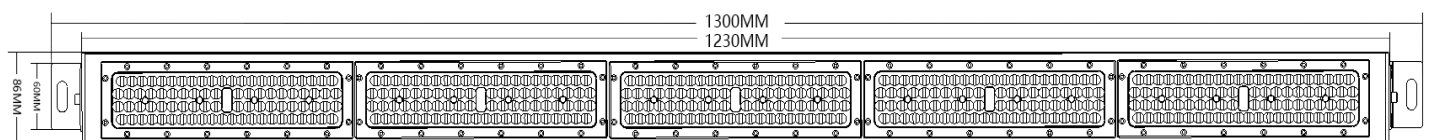
Group 2



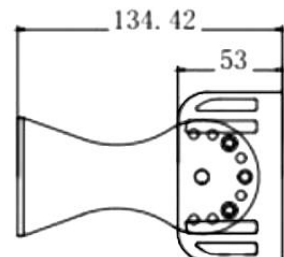
Group 3




Group 4



Group 5





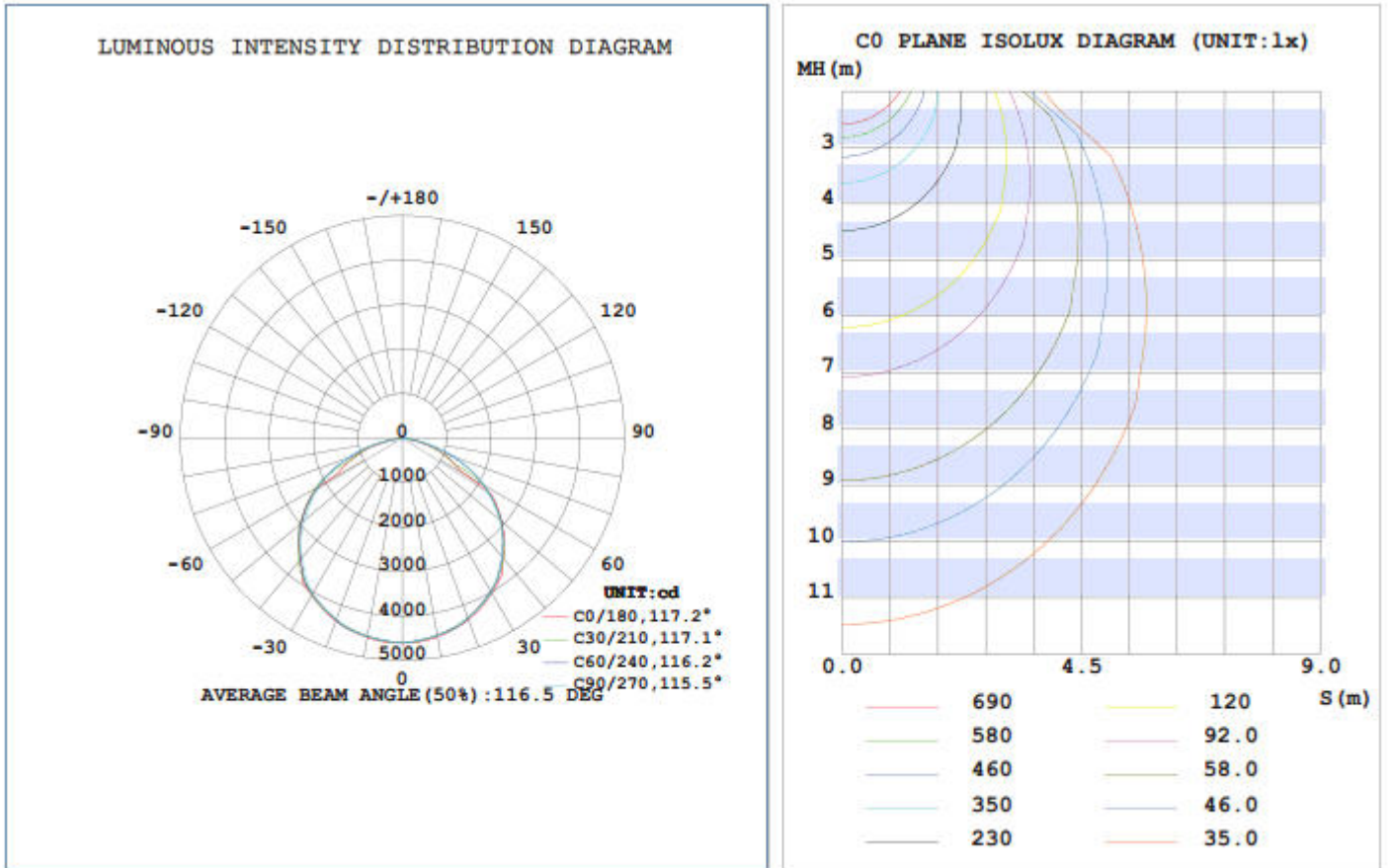
| Port No. | Out length | Wide | Out high | Inner length | Inner high |
|---------------|---------------|------------|---------------|---------------|------------|
| LSLH LW1-50W | 294mm(11.6") | 86mm(3.4") | 134.4mm(5.3") | 224mm(8.8") | 53mm(2.1") |
| LSLH LW2-100W | 564mm(22.2") | 86mm(3.4") | 134.4mm(5.3") | 494mm(19.4") | 53mm(2.1") |
| LSLH-LW3-150W | 880mm(34.6") | 86mm(3.4") | 134.4mm(5.3") | 810mm(31.9") | 53mm(2.1") |
| LSLH-LW4-200W | 1046mm(41.2") | 86mm(3.4") | 134.4mm(5.3") | 976mm(38.4") | 53mm(2.1") |
| LSLH LW5-250W | 1300mm(51.2") | 86mm(3.4") | 134.4mm(5.3") | 1230mm(48.2") | 53mm(2.1") |

Specification

| Name | Beam Angle | Part No. | Power | Input Voltage | Input Current | | LED Strip | PF | Light Efficacy | CCT | Ra |
|---------------------|-------------------------|---------------|-------|---------------|---------------|-------|---------------|------|----------------|-------------------------|-----|
| | | | | | 110V | 220V | | | | | |
| LED Linear High Bay | 15°/30°/60° 90°/120° | LSLH LW1 50W | 50W | AC100 277V | 0.45A | 0.23A | 1 (84PCS) | >0.9 | 130LM/W | 3000K 4000K 6000K | >80 |
| | 15°/30°/60° 90°/120° | LSLH LW2 100W | 100W | | 0.9A | 0.45A | 2 (168PCS) | >0.9 | | | |
| | 15°/30°/60° 90°/120° | LSLH LW3 150W | 150W | | 1.36A | 0.68A | 3 (252PCS) | >0.9 | | | |
| | 15°/30°/60° 90°/120° | LSLH LW4 200W | 200W | | 1.82A | 0.9A | 4 (336PCS) | >0.9 | | | |
| | 15°/30°/60° 90°/120° | LSLH-LW5-250W | 250W | | 2.27A | 1.14A | 5 (420PCS) | >0.9 | | | |



Testing Report



Applications





Packing /weight

| Part No. | Outer Carton Size (L*W*H) | Oty/Carton (PCS) | Net Weight | Gross Weight |
|---------------|-------------------------------------|---------------------|------------|--------------|
| LSLH LW1-50W | 400*120*170mm (15.7"*4.7"*6.7") | 1 | 1.93KG | 2.37KG |
| LSLH LW2-100W | 650*120*170mm (25.6"*4.7"*6.7") | 1 | 3.25KG | 3.62KG |
| LSLH LW3-150W | 920*120*170mm (36.2"*4.7"*6.7") | 1 | 4.42KG | 4.92KG |
| LSLH-LW4-200W | 1200*135*195mm (47.2"*5.3"*7.7") | 1 | 6.23KG | 6.86KG |
| LSLH-LW5-250W | 1420*135*195mm (55.9"*5.3"*7.7") | 1 | 7.21KG | 7.98KG |

Note

- 1.The installation and maintenance must be completed by electricians or professionals.
- 2.Please cut off the power before installation and maintenance.
- 3.The thermally insulating material is not allowed to cover the fixture.
- 4.Please keep away from the corrosive substance, and keep the fixture dry and clean.
- 5.Working temperature: -20°C~40°C, storage temperature: -30°C~60°C.